

2019

**ABSTRACT OF RATABLES
WARREN COUNTY**

WARREN COUNTY BOARD OF TAXATION

Darryl Malcolm, President
Samir Elbassiouny, Commissioner
William Watras, Commissioner

Melissa Pritchett,
County Tax Administrator

2019 ABSTRACT OF RATABLES FOR THE COUNTY OF WARREN

TAXING DISTRICTS	1		2	3	4	5	6
	TAXABLE VALUE		TAXABLE VALUE OF LAND AND IMPROVEMENTS (COL 1A+1B)	TOTAL TAXABLE VALUE OF PARTIAL EXEMPTIONS & ABATEMENTS (ASSESSED VAL.)	NET TAXABLE VALUE OF LAND & IMPROVEMENTS (COL 2-3)	TAXABLE VALUE COMMUNICATION EQUIPMENT	NET TAXABLE VALUE (COL 4+5)
	(A) LAND	(B) IMPROVEMENTS (INCLUDES PARTIAL EXEMPTIONS & ABATEMENTS)					
01:ALLAMUCHY TWP	180,846,000	394,593,900	575,439,900	0	575,439,900	0	575,439,900
02:ALPHA BORO	71,643,187	135,184,900	206,828,087	0	206,828,087	239,942	207,068,029
03:BELVIDERE TOWN	38,761,950	88,319,422	127,081,372	0	127,081,372	49	127,081,421
04:BLAIRSTOWN TWP	243,669,100	466,549,800	710,218,900	0	710,218,900	2,343,312	712,562,212
05:FRANKLIN TWP	126,049,895	286,835,500	412,885,395	0	412,885,395	819,631	413,705,026
06:FRELINGHUYSEN TWP	84,632,200	205,044,678	289,676,878	0	289,676,878	514,241	290,191,119
07:GREENWICH TWP	124,353,500	473,133,190	597,486,690	0	597,486,690	674,723	598,161,413
08:HACKETTSTOWN TOWN	394,164,800	633,433,460	1,027,598,260	15,200	1,027,583,060	100	1,027,583,160
09:HARDWICK TWP	44,010,000	112,744,950	156,754,950	0	156,754,950	552,971	157,307,921
10:HARMONY TWP	87,887,500	389,052,000	476,939,500	0	476,939,500	352,437	477,291,937
11:HOPE TWP	44,953,000	174,126,800	219,079,800	0	219,079,800	1,074,479	220,154,279
12:INDEPENDENCE TWP	148,634,900	354,132,600	502,767,500	0	502,767,500	0	502,767,500
13:KNOWLTON TWP	73,690,840	183,675,100	257,365,940	0	257,365,940	922,651	258,288,591
14:LIBERTY TWP	91,595,400	176,109,500	267,704,900	0	267,704,900	0	267,704,900
15:LOPATCONG TWP	324,977,348	581,963,386	906,940,734	0	906,940,734	950,162	907,890,896
16:MANSFIELD TWP	240,007,075	433,443,800	673,450,875	0	673,450,875	0	673,450,875
17:OXFORD TWP	47,485,000	111,024,400	158,509,400	0	158,509,400	0	158,509,400
19:PHILLIPSBURG TOWN	196,008,425	521,034,600	717,043,025	10,605,000	706,438,025	2,583,827	709,021,852
20:POHATCONG TWP	128,847,545	217,609,020	346,456,565	0	346,456,565	625,409	347,081,974
21:WASHINGTON BORO	104,418,800	262,430,500	366,849,300	400,000	366,449,300	0	366,449,300
22:WASHINGTON TWP	206,528,168	474,826,108	681,354,276	0	681,354,276	0	681,354,276
23:WHITE TWP	216,969,698	341,642,000	558,611,698	0	558,611,698	0	558,611,698
WARREN	3,220,134,331	7,016,909,614	10,237,043,945	11,020,200	10,226,023,745	11,653,934	10,237,677,679

2019 ABSTRACT OF RATABLES FOR THE COUNTY OF WARREN

TAXING DISTRICTS	7	8	9		10		11
	GENERAL TAX RATE PER \$100	COUNTY EQUALI- ZATION RATIO	TRUE VALUE		EQUALIZATION		
			(A) UEZ ABATEMENT EXPIRED	(B) CLASS II RAILROADS	(A) AMOUNTS DEDUCTED	(B) AMOUNTS ADDED	
01:ALLAMUCHY TWP	2.938	87.89%	0	0		80,796,797	656,236,697
02:ALPHA BORO	3.232	103.40%	0	0	5,811,583		201,256,446
03:BELVIDERE TOWN	5.738	68.89%	0	0		59,914,083	186,995,504
04:BLAIRSTOWN TWP	2.416	98.30%	0	0		13,634,350	726,196,562
05:FRANKLIN TWP	3.006	102.75%	0	0	8,809,660		404,895,366
06:FRELINGHUYSEN TWP	2.502	101.42%	0	0	2,804,291		287,386,828
07:GREENWICH TWP	3.258	84.50%	0	0		110,708,270	708,869,683
08:HACKETTSTOWN TOWN	3.044	103.45%	0	0	27,412,340		1,000,170,820
09:HARDWICK TWP	3.258	82.60%	0	0		33,356,571	190,664,492
10:HARMONY TWP	2.441	90.78%	0	0		51,199,349	528,491,286
11:HOPE TWP	2.932	92.96%	0	0		17,311,738	237,466,017
12:INDEPENDENCE TWP	3.360	84.68%	0	0		91,992,575	594,760,075
13:KNOWLTON TWP	3.471	84.43%	0	0		48,698,549	306,987,140
14:LIBERTY TWP	3.051	93.67%	0	0		18,521,464	286,226,364
15:LOPATCONG TWP	2.962	98.44%	0	0		16,871,751	924,762,647
16:MANSFIELD TWP	3.424	90.31%	0	0		73,809,332	747,260,207
17:OXFORD TWP	4.101	89.04%	0	0		20,520,248	179,029,648
19:PHILLIPSBURG TOWN	4.015	97.04%	0	0		34,081,143	743,102,995
20:POHATCONG TWP	3.893	95.42%	0	0		18,138,984	365,220,958
21:WASHINGTON BORO	5.155	80.84%	0	0		89,800,843	456,250,143
22:WASHINGTON TWP	3.600	96.41%	0	0		27,196,104	708,550,380
23:WHITE TWP	2.146	99.41%	0	0		6,424,030	565,035,728
WARREN		%	0	0	44,837,874	812,976,181	11,005,815,986

2019 ABSTRACT OF RATABLES FOR THE COUNTY OF WARREN

TAXING DISTRICT	SECTION 12 - A							
	(i)	(ii)				(iii)	(iv)	(v)
	TOTAL COUNTY TAXES APPORTIONED	ADJUSTMENTS RESULTING FROM:				NET COUNTY TAXES APPORTIONED	MUNICIPAL BUDGET STATE AID	NET COUNTY TAXES APPORTIONED LESS STATE AID (COL.12 AIII-12AIV-COUNTY BPP ADJUSTMENT)
		(A) EQUAL TABLE APPEALS		(B) APPEALS & CORRECTIONS				
DEDUCT OVERPAY		ADD UNDERPAY	DEDUCT OVERPAY	ADD UNDERPAY				
01:ALLAMUCHY TWP	4,204,143.91	.00	.00	1,766.65	.00	4,202,377.26	.00	4,202,377.26
02:ALPHA BORO	1,289,338.23	.00	.00	577.83	.00	1,288,760.40	.00	1,288,760.40
03:BELVIDERE TOWN	1,197,976.30	.00	.00	1,744.27	.00	1,196,232.03	.00	1,196,232.03
04:BLAIRSTOWN TWP	4,652,337.90	.00	.00	7,500.82	.00	4,644,837.08	.00	4,644,837.08
05:FRANKLIN TWP	2,593,939.65	.00	.00	5,798.28	.00	2,588,141.37	.00	2,588,141.37
06:FRELINGHUYSEN TWP	1,841,127.73	.00	.00	23,983.99	.00	1,817,143.74	.00	1,817,143.74
07:GREENWICH TWP	4,541,334.21	.00	.00	103,460.13	.00	4,437,874.08	.00	4,437,874.08
08:HACKETTSTOWN TOWN	6,407,538.75	.00	.00	159,082.23	.00	6,248,456.52	.00	6,248,456.52
09:HARDWICK TWP	1,221,481.47	.00	.00	3,417.00	.00	1,218,064.47	.00	1,218,064.47
10:HARMONY TWP	3,385,750.04	.00	.00	1,463.99	.00	3,384,286.05	.00	3,384,286.05
11:HOPE TWP	1,521,312.83	.00	.00	10,284.10	.00	1,511,028.73	.00	1,511,028.73
12:INDEPENDENCE TWP	3,810,297.35	.00	.00	300.16	.00	3,809,997.19	.00	3,809,997.19
13:KNOWLTON TWP	1,966,696.04	.00	.00	3,671.51	.00	1,963,024.53	.00	1,963,024.53
14:LIBERTY TWP	1,833,693.29	.00	.00	1,754.14	.00	1,831,939.15	.00	1,831,939.15
15:LOPATCONG TWP	5,924,440.48	.00	.00	77,935.03	.00	5,846,505.45	.00	5,846,505.45
16:MANSFIELD TWP	4,787,280.97	.00	.00	8,130.81	.00	4,779,150.16	.00	4,779,150.16
17:OXFORD TWP	1,146,943.49	.00	.00	580.38	.00	1,146,363.11	.00	1,146,363.11
19:PHILLIPSBURG TOWN	4,760,648.02	.00	.00	79,365.33	.00	4,681,282.69	.00	4,681,282.69
20:POHATCONG TWP	2,339,767.76	.00	.00	967.72	.00	2,338,800.04	.00	2,338,800.04
21:WASHINGTON BORO	2,922,941.17	.00	.00	1,037.65	.00	2,921,903.52	.00	2,921,903.52
22:WASHINGTON TWP	4,539,288.61	.00	.00	13,385.42	.00	4,525,903.19	.00	4,525,903.19
23:WHITE TWP	3,619,869.94	.00	.00	2,940.70	.00	3,616,929.24	.00	3,616,929.24
WARREN	70,508,148.14	.00	.00	509,148.14	.00	69,999,000.00	.00	69,999,000.00

2019 ABSTRACT OF RATABLES FOR THE COUNTY OF WARREN

TAXING DISTRICTS	SECTION 12 - B			SECTION 12 - C		
	(A)	(B)	(C)	LOCAL TAXES TO BE RAISED FOR:		
	COUNTY LIBRARY TAXES APPORTIONED	COUNTY HEALTH SERVICE TAXES APPORTIONED	COUNTY OPEN SPACE TAXES APPORTIONED	(i) DISTRICT SCHOOL PURPOSES		
				(A) DISTRICT SCHOOL (adjusted for BPP)	(B) REG., CONSOL. & JOINT SCHOOL (adjusted for BPP)	(C) LOCAL SCHOOL (adjusted for BPP)
01:ALLAMUCHY TWP	334,533.39	.00	164,655.17	9,635,434.00	.00	.00
02:ALPHA BORO	.00	.00	50,496.89	3,542,857.00	.00	.00
03:BELVIDERE TOWN	95,325.73	.00	46,918.71	3,864,525.00	.00	.00
04:BLAIRSTOWN TWP	370,197.22	.00	182,208.67	5,516,569.00	5,965,580.00	.00
05:FRANKLIN TWP	206,405.74	.00	101,591.57	3,972,966.00	4,373,344.00	.00
06:FRELINGHUYSEN TWP	146,502.76	.00	72,107.71	2,102,128.00	2,238,750.00	.00
07:GREENWICH TWP	361,364.40	.00	177,861.22	11,023,506.00	.00	.00
08:HACKETTSTOWN TOWN	.00	.00	250,951.06	17,932,023.00	.00	.00
09:HARDWICK TWP	97,196.09	.00	47,839.28	1,383,431.00	1,573,245.00	.00
10:HARMONY TWP	269,411.91	.00	132,602.80	6,255,541.00	.00	.00
11:HOPE TWP	121,054.36	.00	59,582.17	3,915,041.00	.00	.00
12:INDEPENDENCE TWP	303,194.11	.00	149,230.18	.00	9,741,103.00	.00
13:KNOWLTON TWP	156,494.52	.00	77,025.59	2,793,225.00	2,830,748.00	.00
14:LIBERTY TWP	145,911.19	.00	71,816.54	.00	5,185,646.00	.00
15:LOPATCONG TWP	471,421.34	.00	232,030.53	14,739,233.00	.00	.00
16:MANSFIELD TWP	380,934.95	.00	187,493.71	5,938,692.00	7,488,779.00	.00
17:OXFORD TWP	91,264.93	.00	44,920.01	4,228,172.00	.00	.00
19:PHILLIPSBURG TOWN	.00	.00	186,450.63	12,415,307.00	.00	.00
20:POHATCONG TWP	186,180.70	.00	91,636.93	6,227,336.00	.00	.00
21:WASHINGTON BORO	.00	.00	114,476.90	5,345,608.00	4,868,343.00	.00
22:WASHINGTON TWP	361,201.62	.00	177,781.10	6,342,919.00	8,096,633.00	.00
23:WHITE TWP	288,041.04	.00	141,772.63	7,271,791.00	.00	.00
WARREN	4,386,636.00	.00	2,761,450.00	134,446,304.00	52,362,171.00	.00

2019 ABSTRACT OF RATABLES FOR THE COUNTY OF WARREN

TAXING DISTRICTS	SECTION 12 - C			SECTION 12 - D
	LOCAL TAXES TO BE RAISED FOR:			TOTAL LEVY ON WHICH TAX RATE IS COMPUTED
	(ii) LOCAL MUNICIPAL PURPOSES			
	(A) MUNICIPAL BUDGET (adjusted for BPP)	(B) MUNICIPAL OPEN SPACE BUDGET	(C) MUNICIPAL LIBRARY BUDGET	
01:ALLAMUCHY TWP	2,449,916.00	115,088.00	.00	16,902,003.82
02:ALPHA BORO	1,660,112.55	82,469.65	66,467.45	6,691,163.94
03:BELVIDERE TOWN	2,088,280.85	.00	.00	7,291,282.32
04:BLAIRSTOWN TWP	356,280.00	178,141.00	.00	17,213,812.97
05:FRANKLIN TWP	1,150,131.00	41,500.00	.00	12,434,079.68
06:FRELINGHUYSEN TWP	823,976.00	58,038.00	.00	7,258,646.21
07:GREENWICH TWP	3,245,334.48	239,264.27	.00	19,485,204.45
08:HACKETTSTOWN TOWN	6,515,594.00	.00	330,142.00	31,277,166.58
09:HARDWICK TWP	773,521.00	31,462.00	.00	5,124,758.84
10:HARMONY TWP	1,367,037.66	238,645.97	.00	11,647,525.39
11:HOPE TWP	824,346.00	22,015.00	.00	6,453,067.26
12:INDEPENDENCE TWP	2,885,140.00	.00	.00	16,888,664.48
13:KNOWLTON TWP	1,092,846.07	51,657.72	.00	8,965,021.43
14:LIBERTY TWP	876,581.00	53,541.00	.00	8,165,434.88
15:LOPATCONG TWP	5,322,693.01	272,367.27	.00	26,884,250.60
16:MANSFIELD TWP	4,142,984.00	134,690.18	.00	23,052,724.00
17:OXFORD TWP	989,630.00	.00	.00	6,500,350.05
19:PHILLIPSBURG TOWN	10,791,975.48	141,287.61	243,884.16	28,460,187.57
20:POHATCONG TWP	4,491,760.92	173,540.99	.00	13,509,255.58
21:WASHINGTON BORO	5,413,680.92	73,289.86	151,036.89	18,888,339.09
22:WASHINGTON TWP	4,887,056.40	136,270.86	.00	24,527,765.17
23:WHITE TWP	554,704.12	111,704.34	.00	11,984,942.37
WARREN	62,703,581.46	2,154,973.72	791,530.50	329,605,646.68

2019 ABSTRACT OF RATABLES FOR THE COUNTY OF WARREN

TAXING DISTRICTS	SECTION 13						
	REAL PROPERTY EXEMPT FROM TAXATION						
	(A) PUBLIC SCHOOL	(B) OTHER SCHOOL	(C) PUBLIC PROPERTY	(D) CHURCH AND CHARITABLE	(E) CEMETERIES AND GRAVEYARDS	(F) OTHER EXEMPTS	(G) TOTAL AMOUNT OF EXEMPTS (13A+B+C+D+E+F)
01:ALLAMUCHY TWP	13,365,811	1,507,189	28,362,398	0	25,100	11,472,110	54,732,608
02:ALPHA BORO	1,260,200	0	14,364,600	4,094,400	1,059,700	1,684,100	22,463,000
03:BELVIDERE TOWN	13,751,700	167,400	16,851,800	5,290,700	401,900	1,747,000	38,210,500
04:BLAIRSTOWN TWP	25,057,309	32,000,500	17,968,529	12,228,130	490,600	5,783,565	93,528,633
05:FRANKLIN TWP	17,674,800	711,800	11,298,820	4,082,200	282,900	5,900,200	39,950,720
06:FRELINGHUYSEN TWP	1,230,100	888,700	14,681,920	4,514,620	325,600	11,780,500	33,421,440
07:GREENWICH TWP	1,146,100	0	8,814,460	3,367,100	956,800	2,482,200	16,766,660
08:HACKETTSTOWN TOWN	26,824,400	43,248,200	17,675,900	46,150,600	195,000	25,749,900	159,844,000
09:HARDWICK TWP	0	0	57,741,400	295,100	79,600	14,369,700	72,485,800
10:HARMONY TWP	5,202,900	0	21,338,000	3,911,100	198,500	4,072,000	34,722,500
11:HOPE TWP	3,021,600	197,300	13,904,773	2,394,233	181,000	2,339,600	22,038,506
12:INDEPENDENCE TWP	10,083,300	0	9,289,400	7,836,800	692,400	6,666,100	34,568,000
13:KNOWLTON TWP	2,132,600	0	18,298,700	3,342,200	274,500	3,138,000	27,186,000
14:LIBERTY TWP	3,975,700	161,500	16,401,300	656,800	164,100	767,900	22,127,300
15:LOPATCONG TWP	13,383,600	0	20,823,891	6,353,300	0	96,937,600	137,498,391
16:MANSFIELD TWP	5,167,800	0	54,618,000	4,636,300	620,700	5,355,900	70,398,700
17:OXFORD TWP	9,400,200	542,900	24,230,250	3,474,618	167,300	3,849,367	41,664,635
19:PHILLIPSBURG TOWN	54,869,500	15,059,700	79,171,000	66,292,800	910,300	6,548,200	222,851,500
20:POHATCONG TWP	10,439,400	1,270,000	10,773,900	3,532,500	80,000	3,559,100	29,654,900
21:WASHINGTON BORO	11,390,225	1,684,300	6,837,000	9,134,200	331,300	2,556,300	31,933,325
22:WASHINGTON TWP	28,572,948	0	13,608,400	14,324,800	238,600	7,098,800	63,843,548
23:WHITE TWP	2,897,600	0	45,509,293	5,251,500	90,200	6,055,300	59,803,893
WARREN	260,847,793	97,439,489	522,563,734	211,164,001	7,766,100	229,913,442	1,329,694,559

2019 ABSTRACT OF RATABLES FOR THE COUNTY OF WARREN

TAXING DISTRICTS	SECTION 14				SECTION 15	
	AMOUNT OF MISCELLANEOUS REVENUES TO SUPPORT LOCAL BUDGET				DEDUCTIONS ALLOWED	
	(A) SURPLUS REVENUE	(B) MISCELLANEOUS REVENUES ANTICIPATED	(C) RECEIPTS FROM DELINQUENT TAX	(D) TOTAL OF MISCELLANEOUS REVENUES (COL. 14A+B+C)	(A) SENIOR CITIZEN, DISABLED AND SURVIVING SPOUSE	(B) VETERANS AND WIDOWS
01:ALLAMUCHY TWP	375,000.00	829,868.46	147,149.00	1,352,017.46	2,750.00	33,250.00
02:ALPHA BORO	667,000.00	505,530.70	120,000.00	1,292,530.70	6,500.00	25,250.00
03:BELVIDERE TOWN	275,000.00	848,725.00	170,000.00	1,293,725.00	2,000.00	19,000.00
04:BLAIRSTOWN TWP	774,561.00	3,111,140.00	220,000.00	4,105,701.00	5,500.00	38,250.00
05:FRANKLIN TWP	591,650.00	348,314.00	180,000.00	1,119,964.00	3,750.00	18,250.00
06:FRELINGHUYSEN TWP	396,819.00	323,645.00	130,000.00	850,464.00	3,750.00	14,000.00
07:GREENWICH TWP	890,000.00	883,993.00	345,000.00	2,118,993.00	4,500.00	22,000.00
08:HACKETTSTOWN TOWN	2,044,400.00	1,417,937.61	370,000.00	3,832,337.61	13,250.00	45,500.00
09:HARDWICK TWP	201,996.00	412,274.00	90,000.00	704,270.00	2,750.00	10,250.00
10:HARMONY TWP	700,000.00	985,173.15	175,000.00	1,860,173.15	5,500.00	20,250.00
11:HOPE TWP	166,683.00	299,131.00	25,000.00	490,814.00	1,500.00	13,500.00
12:INDEPENDENCE TWP	775,000.00	861,551.17	210,000.00	1,846,551.17	7,750.00	31,000.00
13:KNOWLTON TWP	370,000.00	568,014.00	335,000.00	1,273,014.00	2,500.00	14,000.00
14:LIBERTY TWP	625,000.00	290,443.00	145,000.00	1,060,443.00	4,250.00	14,250.00
15:LOPATCONG TWP	700,000.00	2,150,056.61	850,000.00	3,700,056.61	14,500.00	63,750.00
16:MANSFIELD TWP	650,000.00	1,600,402.21	550,500.00	2,800,902.21	8,250.00	35,250.00
17:OXFORD TWP	374,093.00	1,417,339.00	165,000.00	1,956,432.00	5,500.00	14,250.00
19:PHILLIPSBURG TOWN	1,600,000.00	4,617,434.35	990,000.00	7,207,434.35	29,250.00	77,750.00
20:POHATCONG TWP	460,000.00	840,587.05	200,000.00	1,500,587.05	10,250.00	35,500.00
21:WASHINGTON BORO	692,562.00	1,916,480.76	450,000.00	3,059,042.76	6,500.00	27,250.00
22:WASHINGTON TWP	620,000.00	4,581,192.12	585,000.00	5,786,192.12	3,250.00	43,250.00
23:WHITE TWP	125,000.00	1,036,909.00	425,000.00	1,586,909.00	7,250.00	64,000.00
WARREN	14,074,764.00	29,846,141.19	6,877,649.00	50,798,554.19	151,000.00	679,750.00

2019 ABSTRACT OF RATABLES FOR THE COUNTY OF WARREN

TAXING DISTRICTS	ADDENDUM TO ABSTRACT OF RATABLES -- ASSESSED VALUE OF PARTIAL EXEMPTIONS & ABATEMENTS (COLUMN 3)								
	(1) POLLUTION CONTROL	(2) FIRE SUPPRESSION	(3) FALLOUT SHELTER	(4) WATER- SEWER FACILITY	(5) RENEWABLE ENERGY	(6) UEZ ABATEMENT	(7) HOME IMPROVEMENT	(8) MULTI- FAMILY DWELLING	(9) CLASS 4 ABATEMENT
01:ALLAMUCHY TWP	0	0	0	0	0	0	0	0	0
02:ALPHA BORO	0	0	0	0	0	0	0	0	0
03:BELVIDERE TOWN	0	0	0	0	0	0	0	0	0
04:BLAIRSTOWN TWP	0	0	0	0	0	0	0	0	0
05:FRANKLIN TWP	0	0	0	0	0	0	0	0	0
06:FRELINGHUYSEN TWP	0	0	0	0	0	0	0	0	0
07:GREENWICH TWP	0	0	0	0	0	0	0	0	0
08:HACKETTSTOWN TOWN	0	15,200	0	0	0	0	0	0	0
09:HARDWICK TWP	0	0	0	0	0	0	0	0	0
10:HARMONY TWP	0	0	0	0	0	0	0	0	0
11:HOPE TWP	0	0	0	0	0	0	0	0	0
12:INDEPENDENCE TWP	0	0	0	0	0	0	0	0	0
13:KNOWLTON TWP	0	0	0	0	0	0	0	0	0
14:LIBERTY TWP	0	0	0	0	0	0	0	0	0
15:LOPATCONG TWP	0	0	0	0	0	0	0	0	0
16:MANSFIELD TWP	0	0	0	0	0	0	0	0	0
17:OXFORD TWP	0	0	0	0	0	0	0	0	0
19:PHILLIPSBURG TOWN	10,605,000	0	0	0	0	0	0	0	0
20:POHATCONG TWP	0	0	0	0	0	0	0	0	0
21:WASHINGTON BORO	0	0	0	0	0	0	0	0	0
22:WASHINGTON TWP	0	0	0	0	0	0	0	0	0
23:WHITE TWP	0	0	0	0	0	0	0	0	0
WARREN	10,605,000	15,200	0	0	0	0	0	0	0

2019 ABSTRACT OF RATABLES FOR THE COUNTY OF WARREN

ADDENDUM TO ABSTRACT OF RATABLES -- ASSESSED VALUE OF PARTIAL EXEMPTIONS & ABATEMENTS (CONTINUED)

TAXING DISTRICTS	(10)	(11)	(12)	(13)	(14)	(15)	(16)	(17)
	DWELLING ABATEMENT	DWELLING EXEMPTION	NEW DWELLING CONVERSION ABATEMENT	NEW DWELLING CONVERSION EXEMPTION	MULTI-DWELLING EXEMPTION	MULTI-DWELLING ABATEMENT	COMMERCIAL/ INDUSTRIAL EXEMPTION	TOTAL VALUE
01:ALLAMUCHY TWP	0	0	0	0	0	0	0	0
02:ALPHA BORO	0	0	0	0	0	0	0	0
03:BELVIDERE TOWN	0	0	0	0	0	0	0	0
04:BLAIRSTOWN TWP	0	0	0	0	0	0	0	0
05:FRANKLIN TWP	0	0	0	0	0	0	0	0
06:FRELINGHUYSEN TWP	0	0	0	0	0	0	0	0
07:GREENWICH TWP	0	0	0	0	0	0	0	0
08:HACKETTSTOWN TOWN	0	0	0	0	0	0	0	15,200
09:HARDWICK TWP	0	0	0	0	0	0	0	0
10:HARMONY TWP	0	0	0	0	0	0	0	0
11:HOPE TWP	0	0	0	0	0	0	0	0
12:INDEPENDENCE TWP	0	0	0	0	0	0	0	0
13:KNOWLTON TWP	0	0	0	0	0	0	0	0
14:LIBERTY TWP	0	0	0	0	0	0	0	0
15:LOPATCONG TWP	0	0	0	0	0	0	0	0
16:MANSFIELD TWP	0	0	0	0	0	0	0	0
17:OXFORD TWP	0	0	0	0	0	0	0	0
19:PHILLIPSBURG TOWN	0	0	0	0	0	0	0	10,605,000
20:POHATCONG TWP	0	0	0	0	0	0	0	0
21:WASHINGTON BORO	0	0	0	0	0	0	400,000	400,000
22:WASHINGTON TWP	0	0	0	0	0	0	0	0
23:WHITE TWP	0	0	0	0	0	0	0	0
WARREN	0	0	0	0	0	0	400,000	11,020,200

2019 ABSTRACT OF RATABLES FOR THE COUNTY OF WARREN

ADDENDUM -- EQUALIZED VALUE BASED ON IN LIEU OF TAXES (COL.10B)

TAXING DISTRICTS	(1)	(2)	(3)	(4)	(5)
	C.12 PL 1977 IN LIEU OF TAX	NJ HOUSING FINANCE AGENCY	URBAN RENEWAL	OTHER	TOTAL
01:ALLAMUCHY TWP	0	0	0	0	0
02:ALPHA BORO	0	0	0	0	0
03:BELVIDERE TOWN	0	0	0	0	0
04:BLAIRSTOWN TWP	0	0	0	0	0
05:FRANKLIN TWP	0	0	0	0	0
06:FRELINGHUYSEN TWP	0	0	0	0	0
07:GREENWICH TWP	0	0	0	0	0
08:HACKETTSTOWN TOWN	0	0	0	0	0
09:HARDWICK TWP	0	0	0	0	0
10:HARMONY TWP	0	0	0	0	0
11:HOPE TWP	0	0	0	0	0
12:INDEPENDENCE TWP	0	0	0	0	0
13:KNOWLTON TWP	0	0	0	0	0
14:LIBERTY TWP	0	0	0	0	0
15:LOPATCONG TWP	0	0	0	0	0
16:MANSFIELD TWP	0	0	0	0	0
17:OXFORD TWP	0	0	0	0	0
19:PHILLIPSBURG TOWN	0	0	0	0	0
20:POHATCONG TWP	0	0	0	0	0
21:WASHINGTON BORO	0	0	0	0	0
22:WASHINGTON TWP	0	0	0	0	0
23:WHITE TWP	0	0	0	0	0
WARREN	0	0	0	0	0

2019 ABSTRACT OF RATABLES FOR THE COUNTY OF WARREN

TAXING DISTRICTS	BREAKDOWN OF GENERAL TAX RATE											
	COUNTY TAX	LIBRARY TAX	HEALTH SERVICE TAX	COUNTY OPEN SPACE TAX	DISTRICT SCHOOL TAX	REGIONAL SCHOOL TAX	LOCAL SCHOOL TAX	MUNICIPAL PURPOSE TAX	MUNICIPAL OPEN SPACE TAX	MUNICIPAL LIBRARY TAX	GENERAL TAX RATE	EFFECTIVE TAX RATE
01:ALLAMUCHY TWP	.731	.059	.000	.029	1.674	.000	.000	.425	.020	.000	2.938	2.576
02:ALPHA BORO	.623	.000	.000	.025	1.711	.000	.000	.802	.039	.032	3.232	3.325
03:BELVIDERE TOWN	.942	.076	.000	.037	3.040	.000	.000	1.643	.000	.000	5.738	3.899
04:BLAIRSTOWN TWP	.652	.052	.000	.026	.775	.837	.000	.049	.025	.000	2.416	2.370
05:FRANKLIN TWP	.626	.050	.000	.025	.960	1.057	.000	.278	.010	.000	3.006	3.071
06:FRELINGHUYSEN TWP	.627	.051	.000	.025	.725	.772	.000	.283	.019	.000	2.502	2.526
07:GREENWICH TWP	.742	.061	.000	.030	1.843	.000	.000	.543	.039	.000	3.258	2.749
08:HACKETTSTOWN TOWN	.609	.000	.000	.024	1.745	.000	.000	.634	.000	.032	3.044	3.127
09:HARDWICK TWP	.775	.062	.000	.031	.879	1.000	.000	.491	.020	.000	3.258	2.688
10:HARMONY TWP	.710	.057	.000	.028	1.310	.000	.000	.286	.050	.000	2.441	2.204
11:HOPE TWP	.687	.055	.000	.028	1.779	.000	.000	.374	.009	.000	2.932	2.717
12:INDEPENDENCE TWP	.758	.061	.000	.030	.000	1.938	.000	.573	.000	.000	3.360	2.840
13:KNOWLTON TWP	.761	.061	.000	.030	1.081	1.095	.000	.423	.020	.000	3.471	2.920
14:LIBERTY TWP	.685	.055	.000	.027	.000	1.937	.000	.327	.020	.000	3.051	2.853
15:LOPATCONG TWP	.644	.052	.000	.026	1.624	.000	.000	.586	.030	.000	2.962	2.907
16:MANSFIELD TWP	.710	.057	.000	.028	.882	1.112	.000	.615	.020	.000	3.424	3.085
17:OXFORD TWP	.724	.058	.000	.028	2.667	.000	.000	.624	.000	.000	4.101	3.631
19:PHILLIPSBURG TOWN	.661	.000	.000	.027	1.752	.000	.000	1.522	.019	.034	4.015	3.830
20:POHATCONG TWP	.674	.054	.000	.027	1.794	.000	.000	1.294	.050	.000	3.893	3.699
21:WASHINGTON BORO	.798	.000	.000	.032	1.459	1.328	.000	1.477	.020	.041	5.155	4.140
22:WASHINGTON TWP	.665	.054	.000	.026	.930	1.188	.000	.717	.020	.000	3.600	3.462
23:WHITE TWP	.648	.052	.000	.026	1.302	.000	.000	.099	.019	.000	2.146	2.121

2019 ABSTRACT OF RATABLES FOR THE COUNTY OF WARREN

TAXING DISTRICT	ADDENDUM: STATE AID ADJUSTMENT FOR BPP			ADDENDUM: REAP DISTRIBUTION SUMMARY		
	COUNTY	SCHOOL	MUNICIPAL	ELIGIBLE PROPERTY ASSESSMENTS	R.E.A.P. AID	TAX RATE CREDIT
01:ALLAMUCHY TWP						
02:ALPHA BORO						
03:BELVIDERE TOWN						
04:BLAIRSTOWN TWP						
05:FRANKLIN TWP						
06:FRELINGHUYSEN TWP						
07:GREENWICH TWP						
08:HACKETTSTOWN TOWN						
09:HARDWICK TWP						
10:HARMONY TWP						
11:HOPE TWP						
12:INDEPENDENCE TWP						
13:KNOWLTON TWP						
14:LIBERTY TWP						
15:LOPATCONG TWP						
16:MANSFIELD TWP						
17:OXFORD TWP						
19:PHILLIPSBURG TOWN						
20:POHATCONG TWP						
21:WASHINGTON BORO						
22:WASHINGTON TWP						
23:WHITE TWP						
WARREN						


2019 ABSTRACT OF RATABLES FOR THE COUNTY OF WARREN

SPECIAL TAXING DISTRICTS					
TAXING DISTRICT	SPECIAL TAXING DISTRICT	NUMBER OF RATABLES	RATABLE VALUE	BUDGET	SPECIAL DISTRICT RATE

WARREN COUNTY BOARD OF TAXATION
SPECIAL FIRE DISTRICT CERTIFICATION - 2019
WASHINGTON TOWNSHIP

2019 State Aid Ratables	\$681,354,276
2019 Amt to be Raised by Taxation	\$547,737
2019 Fire District Rate	\$0.080

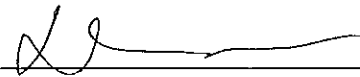
Certified: 7/18/2019




Melissa Pritchett
Tax Administrator

Total Amount of Miscellaneous Revenues (included Surplus Revenues Appropriated) for the Support of the County Budget	
Rate per \$100 to be applied to Column 11 for apportionment of County Taxes64064444
Net County Taxes Apportioned (Column 12 A iii)	69,999,000.00
* Adjustments (Net Total (Column 12 A i))	509,148.14
* Net Overpayments are added to the Net Taxes Apportioned Net Underpayments are deducted from the Net Taxes Apportioned	
Rate per \$100 to be applied to Column 11 for apportionment of Library Taxes05097755
Rate per \$100 to be applied to Column 11 for apportionment of Health Taxes00000000
Rate per \$100 to be applied to Column 11 for apportionment of Open Space Taxes02509082
County Percentage Level of Taxable Value of Real Property is 100%	

WARREN COUNTY BOARD OF TAXATION





William T. Wattas

ATTEST: Melissa Pritchett, CTA
Melissa Pritchett, CTA

I hereby certify this to be a true copy of the Abstract of Ratables and Exemptions for the County of WARREN,
State of New Jersey for the year 2019 as filed with me by the WARREN County Board of Taxation

